

WLAN Login

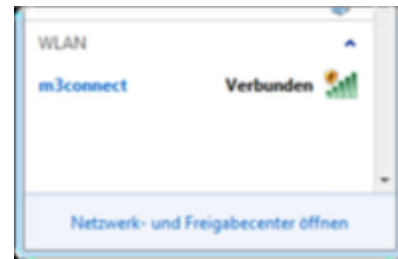
To connect to WLAN (Mac OS X):

- Click on the WLAN symbol at the upper edge of the display.
- Now choose the „m3connect“ WLAN network and connect to it.



To connect to WLAN (Windows 7):

- Click on the WLAN symbol at the lower edge of the display.
- Now choose the „m3connect“ WLAN network and connect to it.

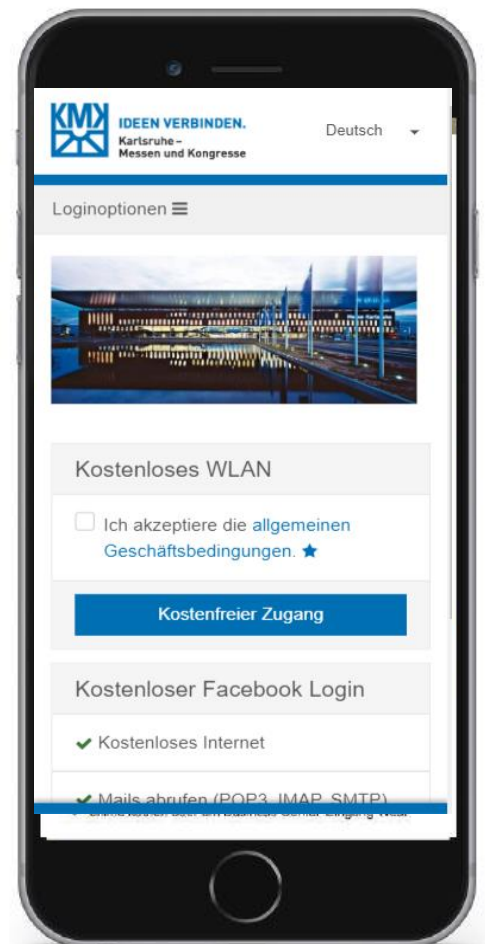
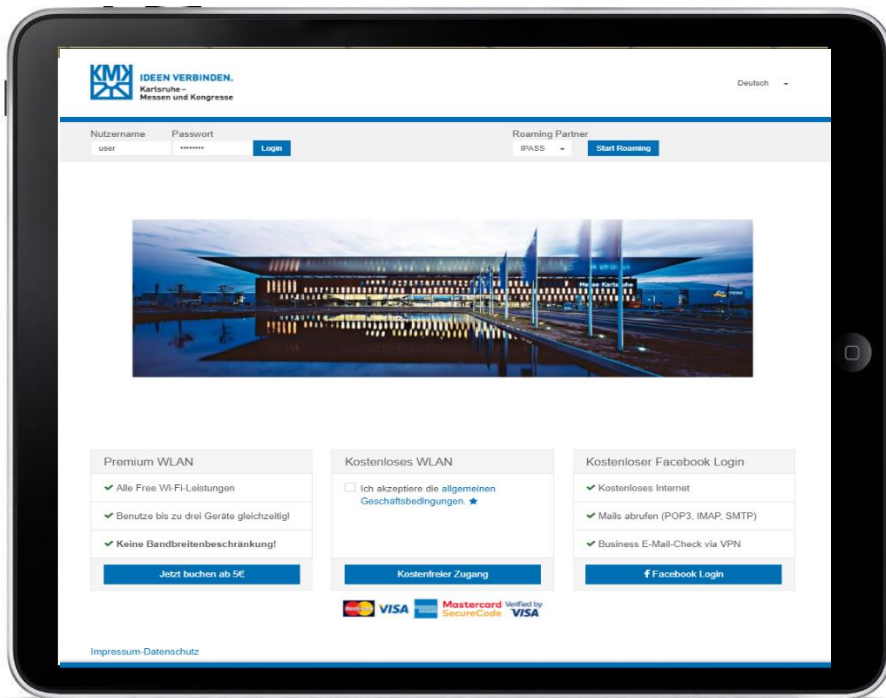


Your device is connected to the WLAN network.

Open your Web browser (e.g. Firefox, Google Chrome, Internet Explorer, Opera).

If you have preselected a starting page, our registration portal will open automatically; if this does not occur, enter the following address in your Web browser: <https://portal.m3connect.de>

Click the „**KOSTENFREIER ZUGANG**“ („FREE ACCESS“) button on the starting page. You will be asked to register.



2. Access established: You have now successfully registered in Karlsruhe Trade Fair's WLAN network and you may surf for free for 30 minutes at a maximal speed of one Mbit/sec.